

Home Learning: Activity Grids

Early Level

Page 2 - Spelling

Page 3 - Speech and Language

Page 4 - Reading Bingo

Page 5 - Mixed Subject Activities

First Level

Page 6 - Spelling

Page 7 - Speech and Language / Maths and Numeracy

Page 8 - Reading Bingo

Page 9 - Mixed Subject Activities

Second Level

Page 10 - Spelling

Page 11 - Speech and Language/ Maths and Numeracy

Page 12 - Reading Bingo

Page 13 - Mixed Subject Activities

General

Page 14 - P.E.

Page 15 - Prayers

Page 16 - Take Time Out

Page 17 - Helping at Home

Page 18 - Coping Calendar

Page 19 - STEM Challenges

Page 20 - Non-screen Activities

Page 21 - Eco

Page 22 - Photo Challenges









Early Level Activity Grids (Nursery - P1)

Rainbow write your spelling words	Write a sentence using each spelling word.	Hop on one foot as you spell words, this is a great exercise in balance	Air write your words in the air.
Cut out letters from a newspaper or magazine and create your spelling words.	Dot to Dot words – create a dot to dot of each word.	Create a new group spelling activity to help others learn their words.	Write your words on a partner's back. Can they guess the word?
Create a hand clapping chant with a partner and spelling words. Record and share	Select 5 words and draw a picture for each one.	Draw a picture and hide your words inside.	Rainbow Words – spell words using different coloured crayons for each letter.
Draw a flower and in each petal write one of your words.	Write your spelling words forwards and backwards.	Use sand or soil to write out your spelling words	Use playdoh to make your spelling words
How many sounds do you recognise in your spelling words?	Use squirty cream to write out your spelling words	Make your body into the shape of each letter in the word. Can you make a dance?	Write your spelling words in capital letters and small letters.



Early Level Speech and Language Home Activities



<p>Think of as many words as you can which rhyme with:</p> <p>Cat Key Ball</p> <p>This means they sound the same at the end, e.g. <u>cat</u>-<u>bat</u></p> 	<p>How many syllables are there in these words?</p> <p>Bunny Teapot Crocodile</p> <p>Can you clap them out?</p> 	<p>Category Game - In one minute, name as many....</p> <p>Animals Fruit Colours</p> <p>...as you can think of</p> 	<p>You have a Magic Key which opens a castle door. Describe what it might look, feel and smell like. Can you draw it?</p> 
<p>Read a short story together. Now talk about:</p> <p>Who was in the story? Where was the story set? What happened? What happened at the end?</p> 	<p>Can you solve these riddles?</p> <p>Who uses a hose to put out fires? Who has a red cape and can fly? Who is pink with a curly tail? Who wears a pointy hat and rides a broomstick?</p> 	<p>How many <i>doing</i> words can you think of?</p> <p>What do you do when you get up in the morning? What do you do when you get home from school? What do you do at the weekend?</p> 	<p>Go around your house and collect a number of items:</p> <p>What did you collect? What does it look like? (colour, shape) What could you use it for?</p> 

Read or listen for 10 minutes to X a box!

BINGO

Early level

A book about pirates 	A blue book	A book about an animal	A book about a dragon	A magazine
A book with more than 15 pages	Your favourite book	A book about a family	A funny book	A book about toys 
A pink book	A fairy tale 	Free space 	Your parent/ carer's favourite book	A book that rhymes
A book about a journey	A book about a princess	A book about weather	A book about a little boy 	A book set in another country
A book with beautiful illustrations	A book about a little girl	A book about aliens 	A non-fiction book	A yellow book

You will find lots of amazing books to read or listen to for free on these websites:

oxfordowl.co.uk

freechildrenstories.com

booktrust.org.uk

magicblox.com

iPlayer.co.uk (bedtime stories)

storylineonline.net

stories.audible.com

CODING	LITERACY	MATHS & NUMERACY	ART AND DESIGN	OTHER
<u>Tynker</u> Get coding on the Tynker website. You can create games, skins, animations and more!	<u>WordArt.com</u> Create beautiful word cloud art about someone or something.	<u>Sumdog</u> Visit 'Sumdog' for lots of fantastic, skill-based activities	<u>ABCya Animate!</u> Create your own simple animation online.	<u>Minecraft</u> Download/install Minecraft Education Edition. Take part in some of the challenges.
<u>Scratch Jr</u> Download this app to learn all about the basics of coding	<u>Dance Mat Typing</u> Learn touch typing skills with this excellent resource.	<u>Google Earth</u> Can you find where you live? Explore different places! How long would it take you to travel there?	<u>ABCya Paint!</u> Create your own pictures and artwork.	<u>toytheater.com/balloon-pop/</u> Improve your mouse control
<u>Morse Code</u> Find out about Morse Code. Can you spell words using light or sound?	<u>Epic!</u> Sign up for a free trial of Epic! Books. Free audio and picture books.	<u>Top Marks</u> Lots of fantastic games for free.	<u>www.coloringpaintingames.com</u> Finish off a drawing by adding your own colours	<u>https://toytheater.com/maze/</u> Practise your keyboard skills.
<u>www.terrapiinlogo.com/emu/beebot.html</u> Learn to code and control and online BeeBot	<u>Teach Your Monster To Read</u> A great online resource with lots of reading and phonics games. Available as an app or online.	<u>Maths Playground</u> More fun and education games	<u>Iate Paint</u> Become an artist and experiment with different styles and tools	<u>Chrome Music Lab</u> Experiment with creating your own songs and tunes.

Please check with an adult before downloading or installing any software onto home devices.








First Level Activity Grids (P2-P4)

Rainbow write your spelling words	Write a sentence using each spelling word.	Create an acrostic poem for one of your spelling words.	Create a word search and swap it with a friend.
Write your spelling words in order from least letters to most letters.	Use scrabble tiles to work out the sum of each of your words	Look up the meaning of each of your spelling words.	Have a spelling test! Get someone else to test you on your words.
Spelling Code: Create a spelling code for each of your words.	Select 5 words and draw a picture for each one.	Rainbow Words - spell words using different coloured crayons for each letter.	Draw a picture and hide your words inside.
Play Headbandz with a partner. Give them clues to work out the word.	Rap your words - S to the P to the E to the Double L, spells SPELL!	Ball toss back and forth with a partner spelling each other's words	Hop on one foot as you spell words, this is a great exercise in balance.
Dot to Dot words - create a dot to dot of each word	Mystery Letters - write words with missing letters. Show to a partner - can they work out which letters are missing?	Cut out letters from a newspaper or magazine and create your spelling words.	Organise your words in reverse alphabetical order. Z - A.
Write a spelling word and then write at least two words made from the same letters. Example: slide side lie lid led etc	Use your spelling words to write a story. Underline your words.	.Backwards Words: Write your words out forward and then backwards.	Partner spell: Take it in turns to spell each other's word letter by letter.

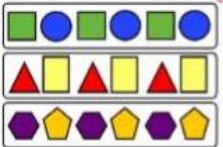
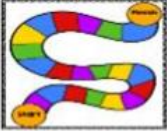





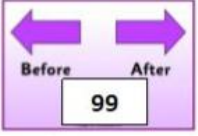






First Level Speech and Language Activities



<p>Barrier Game: Take it in turns to describe items from your house – can you guess what the other person is describing? Talk about colour, shape, size, use</p> 	<p>Think of as many words beginning with 'b' as you can. You have one minute!</p> <h1>Bb</h1> <p>Now choose another letter and play again!</p>	<p>Baking with an adult – can you follow the adult's instructions to make something delicious? Make sure you listen carefully!</p> 	<p>Read a short story and see if you can answer these questions: Who was in the story? Where was the story set? What happened? How did it end?</p> 
<p>Come up with an exciting story about an astronaut. Remember to talk about: Who is in the story? Where is the story set? What happens? How does the story end?</p> 	<p>Work together to build a Lego model. Each person should pick a job Engineer: describe the pieces and give the instructions Builder: listen carefully and build the model.</p> 	<p>Look at these words and see if you can work out: How many syllables are there? Does it rhyme with another word? What is the sound at the beginning of the word?</p> <p>Dinosaur</p>  <p>Caterpillar</p>	<p>Ask a friend or adult to think of an object. Try to guess the object by only asking where questions: E.g. Would I find this object in my room? Would I find this object in a school? It's tricky!</p> 


First Level Maths & Numeracy Home Activities

<p>Create a repeating pattern using a variety of 2D shapes or 3D objects.</p> 	<p>Create an addition/subtraction board game. Play it with your family.</p> 	<p>Find as many different examples of numbers within the environment as you can.</p> 	<p>Use a calendar to plan out some events for your family throughout the year. How many days or weeks are between events?</p> 
<p>Estimate the length of different items in your house. Measure them with a ruler and check if you were correct.</p> 	<p>Log on to Sumdog. How many questions can you answer correctly?</p> 	<p>Carry out a survey on a subject of your choice. E.g. favourite TV programme, favourite chocolate, eye colour. Display the information using a graph.</p> 	<p>Get someone to give you random numbers. Practise saying the number before and the number after.</p> 
<p>Imagine you have £10. Choose three sweets to buy. Work out the total cost and how much change you would have.</p> 	<p>Draw/paint a picture which has at least one line of symmetry.</p> 	<p>Practise time tables facts. Focus on the times tables that you find most challenging.</p> <p>TIMES TABLES</p> 	<p>Gather some items from your house. Sort them from lightest to heaviest.</p> 

Reading BINGO

Read
or listen for
15 minutes to
X a box!

First level

A book about pirates 	A book with no pictures	A comic book	A book with chapters	A magazine
A book with more than 30 pages	Your favourite book	A book about a family	A funny book	A book about the environment 
A book with a character like you	A fairy tale 	Free space 	Your parent/carer's favourite book	A book that rhymes
A book about a journey	A book about a princess	A book about weather	A book about a boy 	A book set in another country
A book with beautiful illustrations	A book about a girl	A book about aliens 	A non-fiction book	A book based on a fable

You will find lots of amazing books to read or listen to for free on these websites:

oxfordowl.co.uk

freechildrenstories.com

booktrust.org.uk

magicblox.com

iPlayer.co.uk (bedtime stories)

storylineonline.net

stories.audible.com

CODING	LITERACY	MATHS & NUMERACY	ART AND DESIGN	OTHER
<u>Tynker</u> Get coding on the Tynker website. You can create games, skins, animations and more!	<u>WordArt.com</u> Create beautiful word cloud art about someone or something.	<u>Sumdog</u> Visit 'Sumdog' for lots of fantastic, skill-based activities	<u>Quiver</u> Visit this website to download free printable colouring which you can then make 3D using the app.	<u>Chrome Music Lab</u> Experiment with creating your own songs and tunes.
<u>Scratch</u> Get onto Scratch – explore and edit games. What can you make?	<u>Dance Mat Typing</u> Learn touch typing skills with this excellent resource.	<u>Google Earth</u> Can you map out a route between different destinations? How long would it take? What is the fastest way?	<u>Pivot Animator</u> Download a free copy and create your own stick man animation.	<u>Minecraft</u> Download/install Minecraft Education Edition. Take part in some of the challenges.
<u>Code.org</u> Visit code.org. Have a go at the Hour of Code Challenge.	<u>Epic!</u> Sign up for a free trial of Epic! Books. Free audio and picture books.	<u>Photo Symmetry</u> Can you take photographs of symmetrical objects? You could upload or print them.	<u>ABCYA Pixel Paint</u> Create your own pixel masterpieces using this online editor.	<u>www.typinggames.zone/learn-mouse</u> Improve your mouse control
<u>Kodu</u> Visit this excellent coding website to download software and create your own game.	<u>Microsoft Word</u> Practise using Microsoft word to improve your word processing skills.	<u>MakerBane</u> Sign up for free or have a free trial to follow online building challenges.	<u>Shape Collage</u> Download this free collage maker. Create lovely artwork of photographs and images	<u>Kahoot!</u> Create your own quiz or take part in one that has already been made.

Please check with an adult before downloading or installing any software onto home devices.





Second Level Activity Grids (P5-P7)

Handwrite your spelling words in 5 different fonts	Write a sentence using each spelling word.	Create an acrostic poem for one of your spelling words.	Create a word search and swap it with a friend.
Use a dictionary to write the definition of your words.	Put your words into Wordle online	Play spelling value to work out the value of your words. Vowels = £1 2 syllables = £2 3 syllables+ = £3	Place your spelling words into groups. Explain how you grouped them.
Create a crossword using your words.	Ball toss back and forth with a partner spelling each other's words	Play Headbandz with a partner. Give them clues to work out the word.	Put your words onto a scale from easiest to spell – hardest to spell. Write a sentence explaining why you ordered them that way
With a partner, write 4 dictation sentences using your spelling words.	Write a conversation script between two people using your spelling words.	Create an abstract artwork using only your spelling words.	Hop on one foot as you spell words, this is a great exercise in balance.
Create a song using your words. Record yourself singing your words	Create a riddle for each of your spelling words	Create a tongue twister using your words.	Write a poem using your spelling words.
List the words into 'easy' and 'hard' categories and explain your choices	Choose 5 words you feel are the most challenging. Write them out 5 times each.	Create a new group spelling activity to help others learn their words.	Partner spell: Take it in turns to spell each other's word letter by letter.



Second Level Speech and Language Home Activities


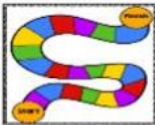












<p>How well do you know your concepts such as big, small, long, short, curved, straight etc? Work with a partner to see if you can take turns to find bricks to match the descriptions – for example “find me the long, rectangular green brick”.</p> 	<p>Read a story together with someone at home. Once you have read the story talk about who was in the story; what the characters were doing in the story and what they were doing it with (for example - playing on the swings); and where the story happened. This helps develop your sentence structure and vocabulary; as well as helping you to better understand WH- questions!</p> 	<p>Quick name! Name as many words as you can within a category in 60 seconds! Ideas could include: different foods, different methods of transport, countries around the world etc.</p> 	<p>Collect a mixture of random items from around the house and put them into a bag. Peek into the bag and describe one of the objects using as many adjectives as you can and see if your partner can guess what it is!</p> 
<p>Pick a word – can you make up a visualiser word map about the word, for example: What is the start sound of the word? What is the end sound of the word? How many syllables are in the word? What is the meaning of the word? Can you use the word in a sentence? What type of word is it, e.g. verb/noun/adjective? Can you draw a picture to match?</p> 	<p>Make a recipe together! Can you give your partner instructions about how to bake a cake? Can you listen to instructions from a partner and decorate a biscuit in a certain way?</p> 	<p>Play “who am I?” or “where am I?” with a partner. Example: “I work in a school and help children to learn – who am I?”; or “I am somewhere that is very quiet and I can see lots of people reading – where am I?”.</p> 	<p>Work with a partner and sit across from each other. One person hold the instructions so that your partner can't see them and explain (using only your describing words – no pointing!!) what bricks are needed and where to put them to build a model. Your partner has to listen carefully to the instructions to find the correct bricks and put them in the correct places!</p> 



Second Level Maths & Numeracy Home Activities







<p>Research a famous mathematician. How did they impact the world?</p> 	<p>Create a multiplication/division board game. Play it with your family.</p> 	<p>Find as many different examples of numbers within the environment as you can.</p> 	<p>Build something out of Lego bricks. Work out the fraction of each coloured brick.</p> 
<p>Estimate the perimeter and area of your garden or local park in metres. Convert it to cm and mm.</p> 	<p>Log on to Sumdog. How many questions can you answer correctly?</p> 	<p>Look through a catalogue or a website and find as many special offers as you can. E.g. 25% off or Buy One Get One Free. Work out if the offer is a good deal.</p> 	<p>Get someone to give you random numbers. Practise saying the number before and the number after the number.</p> 
<p>Use the internet to plan a weekend away for a family of 4. You must include transport and accommodation. You have a budget of £450.</p> 	<p>Using a TV magazine or a TV Planner choose different TV programmes or films. Note the start time, the end time and the duration of each one. Which lasts the longest?</p> 	<p>Practise time tables facts. Focus on the times tables that you find most challenging.</p> 	<p>Choose a famous landmark and draw it to scale.</p> 

Reading BINGO

Read
or listen for
20 minutes to
X a box!

Second level

A book about a famous person	A book with no pictures	A comic book 	A book with more than 10 chapters	A magazine
A book with more than 100 pages	Your favourite book	A book with a character just like you	A non-fiction book	A book about the environment 
A book about space exploration 	A fairy tale with an unexpected ending	Free space 	Your parent/carer's favourite book	A book that is part of a series
A book about a journey	A news article 	A book about weather	A book about an invention	A book set in another country
A book with beautiful illustrations	A book about a natural disaster	A book by your favourite author	A funny book 	A book based on a fable

You will find lots of amazing books to read or listen to for free on these websites:

oxfordowl.co.uk

freechildrenstories.com

booktrust.org.uk

magicbox.com

iPlayer.co.uk (bedtime stories)

storylineonline.net

CODING	LITERACY	MATHS & NUMERACY	ART AND DESIGN	OTHER
<p><u>Tynker</u> Get coding on the Tynker website. You can create games, skins, animations and more!</p>	<p><u>WordArt.com</u> Create beautiful word cloud art about someone or something.</p>	<p><u>Sumdog</u> Visit 'Sumdog' for lots of fantastic, skill-based activities</p>	<p><u>FotoFlexer</u> Visit this online drawing editor and photo editor</p>	<p><u>Chrome Music Lab</u> Experiment with creating your own songs and tunes.</p>
<p><u>Scratch</u> Get onto Scratch – explore and edit games. What can you make?</p>	<p><u>Typing Club</u> Learn touch typing skills with this excellent resource.</p>	<p><u>Microsoft Excel</u> Can you create a table with data and a graph? Access via Microsoft Teams app in GLOW</p>	<p><u>PhotoPea</u> Similar to Photoshop, but free– want to enhance your skills? This is the place to go!</p>	<p><u>A Google A Day</u> Can you solve the puzzle using Google?</p>
<p><u>Code.org</u> Visit code.org. Have a go at the Hour of Code Challenge.</p>	<p><u>Epic!/Audible</u> Sign up for a free trial of Epic! Books or Audible. Free audio books for a limited time.</p>	<p><u>Mecabricks</u> Visit this Lego-like website. Use the workshop tab. to build different creations.</p>	<p><u>Pivot Animator</u> Download a free copy and create your own stick man animation.</p>	<p><u>Minecraft</u> Download/install Minecraft Education Edition. Take part in some of the challenges.</p>
<p><u>Kodu</u> Visit this excellent coding website to download software and create your own game.</p>	<p><u>Microsoft Publisher</u> Create a poster, flyer, newsletter and much more. Access via Microsoft Teams app in GLOW</p>	<p><u>Top Marks</u> Lots of fantastic games for free.</p>	<p><u>Poster My Wall</u> Create an amazing poster about any subject.</p>	<p><u>www.hyperush.com/</u> Compete against others to type as fast as you can!</p>

Please check with an adult before downloading or installing any software onto home devices.



Keep Moving!

Body Coach

Body Coach PE Lesson with Joe,
9am Live on YouTube
(or access any time)



<https://www.youtube.com/channel/UCAxW1XT0iEJo0TYIRfn6rYQ>

Go Noodle

A range of fun workouts, videos, games and calming exercises



<https://www.gonoodle.com/good-energy-at-home-kids-games-and-videos/>

Cosmic Kids

Fun yoga adventures taught through imaginative stories and settings. Relaxation and mindfulness also!



<https://www.youtube.com/user/CosmicKidsYoga>

Just Dance!

Dance challenges on Youtube to get you moving!
A fun and energetic cardio workout!



<https://www.youtube.com/channel/UCOVlhde7N5uGDI FXXWWEbFQ>

Kidz Bop

Follow dance moves to popular songs and have fun!




<https://www.youtube.com/channel/UCKE0Xnj818IDaHvIcRiqOBg>

Kids Hiit Workout

A high-intensity interval training, is a workout that combines intense bursts of exercise and short, active recovery periods.



https://www.youtube.com/watch?v=L_A_HjHZxfI



Prayer Grid

<p>Say 1 Decade of the Rosary</p> 	<p><u>Pray for those who are sick</u></p> <p>Our Lady of Lourdes Pray for them Our Lady of Lourdes Pray for them Our Lady of Lourdes Pray for them</p>	<p><u>Glory Be</u></p> <p>Glory be to the Father And to the Son And to the Holy Spirit As it was in the beginning Is now and ever shall be World without end Amen</p>	<p><u>Eternal Rest</u></p> <p>Eternal rest Grant unto them O Lord And let perpetual help Shine upon them May they rest in peace Amen</p>
<p><u>Our Father</u></p> <p>Our Father, Who art in Heaven, hallowed be Thy name; Thy Kingdom come, Thy will be done on earth as it is in Heaven. Give us this day our daily bread; and forgive us our trespasses, As we forgive those who trespass against us; and lead us not into temptation, but deliver us from evil. Amen.</p>	<p><u>Hail Mary</u></p> <p>Hail Mary full of Grace, the Lord is with thee. Blessed are thou amongst women and blessed is the fruit of thy womb Jesus. Holy Mary Mother of God, pray for us sinners now and at the hour of our death Amen.</p>	<p><u>Prayer to St Roch</u> O most merciful God Who through an angel promised St. Roch That whoever should invoke his name Would be preserved from pestilence And contagious diseases. Grant that through his intercession we May be preserved from all dangers, Both of soul and body Through Christ our Lord. Amen</p>	<p><u>Guardian Angel Prayer</u></p> <p>Angel of God, my guardian dear, to whom God's love commits me here, ever this day (or night) be at my side, to light, to guard, to rule and guide</p>

Remember to take some time out to relax and spend time with your loved ones



Take Time Out

Try choosing one or two a week



<p>Draw, Paint, Design or Craft</p> 	<p>Watch a film together</p> 	<p>Play a game together</p> 	<p>Bake or cook together</p> 
<p>Read a book together</p> 	<p>Tell jokes and funny stories</p> 	<p>Say a prayer with your family</p>  <p><i>Family Prayer</i></p>	<p>Get fit! Try an indoor/outdoor workout together</p> 
<p>Play, help or spend time in your garden</p> 	<p>Have a family quiz</p> 	<p>Build a den</p> 	<p>Create a short video or power-point about something that interest you</p>


Try helping out at home-
with your parent's
permission of course!

Choose one each day

Helping At Home



<p>Make you bed</p> 	<p>Tidy away toys/activities</p>  <p>Tidy Up</p>	<p>Take out the rubbish</p> 	<p>Help to make breakfast/lunch/dinner</p> 
<p>Help to wash the dishes or load the dishwasher</p> 	<p>Help a family member when they ask</p> 	<p>Clear the table after meal times</p> 	<p>Help with the laundry</p> 
<p>Set the table</p> 	<p>Help to dust down surfaces</p> 	<p>Sweep/hover the floor</p> 	<p>Tidy up your room</p> 

30 actions to look after ourselves and each other as we face this global crisis together. Please use & share 

- 1 Make a plan to help you keep calm and stay in contact
- 2 Enjoy washing your hands. Remember all they do for you!
- 3 Write down ten things you feel grateful for in life and why
- 4 Stay hydrated, eat healthy food and boost your immune system
- 5 Get active. Even if you're stuck indoors, move & stretch
- 6 Contact a neighbour or friend and offer to help them
- 7 Share what you are feeling to and be willing to ask for help
- 8 Take five minutes to sit still and breathe. Repeat regularly
- 9 Call a loved one to catch up and really listen to them
- 10 Get good sleep. No screens before bed or when waking up
- 11 Notice five things that are beautiful in the world around you
- 12 Immerse yourself in a new book, TV show or podcast
- 13 Respond positively to everyone you interact with
- 14 Play a game that you enjoyed when you were younger
- 15 Make some progress on a project that matters to you
- 16 Rediscover your favourite music that really lifts your spirits
- 17 Learn something new or do something creative
- 18 Find a fun way to do an extra 15 minutes of physical activity
- 19 Do three acts of kindness to help others, however small
- 20 Make time for self-care. Do something kind for yourself
- 21 Send a letter or message to someone you can't be with
- 22 Find positive stories in the news and share these with others
- 23 Have a tech-free day. Stop scrolling and turn off the news
- 24 Put your worries into perspective and try to let them go
- 25 Look for the good in others and notice their strengths
- 26 Take a small step towards an important goal
- 27 Thank three people you're grateful to and tell them why
- 28 Make a plan to meet up with others again later in the year
- 29 Connect with nature. Breathe and notice life continuing
- 30 Remember that all feelings and situations pass in time

“Everything can be taken from us but one thing: the freedom to choose our attitude in any given set of circumstances” ~ Viktor Frankl








ACTION FOR HAPPINESS

www.actionforhappiness.org

Find out more about the Ten Keys to Happier Living, including books, guides, posters and more here: www.actionforhappiness.org/10-keys

STEM

Challenges!

<p>Learn the basics of sewing! Watch Red Ted Art sewing tutorials on YouTube. See if you can master some of the basic stitching techniques!</p> 	<p>Make some pizza toast! All you need is bread, cheese, tomato purée & the ingredients you'd like to put on your pizza.</p> 	<p>Show off your cooking skills by creating a food tutorial video – Joe Wicks style! Use your camera / Clips / iMovie to share your recipe with others! Or create your own recipe book using PicCollage!</p> 	<p>Starbucks and Costa are trying to create the best Spring / Summer smoothie! Choose the company you want to work for. Can you create a delicious smoothie that they'll want to sell in their stores?</p> 																																				
<p>Get arty with your food! Cut food in different ways to create animals / scenes. You could even paint your own rainbow bread using sugar and food colouring!</p> 	<p>Make ice cubes or ice lollies from various liquids and time how long it takes for each to freeze. Which one do you expect to freeze first / last? Why?</p> 	<p>Float or sink experiment! Using the fruits and vegetables you have at home, predict which ones you think will float / sink – giving reasons why. What will happen if you half it or take off the skin? Do you notice anything about the items that float / sink?</p> 	<p>Track your scores / coins in a game using a line graph. It can be any game (Times Table Rockstars, Sumdog or a game of your choice!)</p>																																				
<p>In class we've been learning a lot about coding. Here is an example of Morse code. Can you write or use light / sound to send a message in Morse code? Can you create your own code & write a message?</p> <table><tr><td>A</td><td>B</td><td>C</td><td>D</td><td>E</td><td>F</td></tr><tr><td>G</td><td>H</td><td>I</td><td>J</td><td>K</td><td>L</td></tr><tr><td>M</td><td>N</td><td>O</td><td>P</td><td>Q</td><td>R</td></tr><tr><td>S</td><td>T</td><td>U</td><td>V</td><td>W</td><td>X</td></tr><tr><td>Y</td><td>Z</td><td>0</td><td>1</td><td>2</td><td>3</td></tr><tr><td>4</td><td>5</td><td>6</td><td>7</td><td>8</td><td>9</td></tr></table>	A	B	C	D	E	F	G	H	I	J	K	L	M	N	O	P	Q	R	S	T	U	V	W	X	Y	Z	0	1	2	3	4	5	6	7	8	9	<p>If – Then Coding Game! Play this with your family! One person is the 'Programmer' & everyone else is a 'Computer'. The Programmer gives the Computers a command. If I ---- (do this...), THEN you ---- (must do this...) If a Computer is too slow or doesn't do the correct command, they are out!</p>	<p>Get coding on the Tynker website. Click play and choose your coding level. You can create games, skins, animations and more!</p> 	<p>There's something wrong with the code on my map! Can you tell what it is?</p> 
A	B	C	D	E	F																																		
G	H	I	J	K	L																																		
M	N	O	P	Q	R																																		
S	T	U	V	W	X																																		
Y	Z	0	1	2	3																																		
4	5	6	7	8	9																																		
<p>Visit https://royalsociety.org/topics-policy/education-skills/teacher-resources-and-opportunities/brian-cox-experiments-for-some-stemacular-science-experiments-created-by-the-royal-society-and-brian-cox/ for some STEMtacular science experiments created by The Royal Society and Brian Cox! Take a photo or a video of your science in action!</p> 	<p>Take photos of symmetry in the environment around you. It could be natural (plants / animals) or man-made (fences / windows / tiles). You could even print a photo, cut it in half and see if you can draw the other side using symmetry.</p> 	<p>Outdoor maths! Explore your outside space and collect...anything! Leaves, flowers, stones, sticks, feathers etc. Think of how you would like to sort / organise them. Create a tally chart and graph to show what you have found.</p>	<p>Create your own more advanced code map (or game) and give instructions on how to get to the treasure / finish line. Easy – Just use arrows. Challenge – Use compass points.</p>																																				

Non-screen activities you can do at home

Pobble

25
ideas!

What can you do when there's no school and you're stuck at home? Here are 25 fun ideas to choose from.

1 How many different words can you make from the letters in this sentence, below? Grab a pencil and paper and write a list!

'Learning from home is fun'

2 Thank a community hero. Think of someone that helps you in some way and write a short letter to thank them.

Thanks!

3 Get building! You could build a Lego model, a tower of playing cards or something else!



4 Can you create your own secret code? You could use letters, numbers, pictures or something else! Can you get someone else to try and crack it?

5 Start a nature diary. Look out of the window each day and keep note of what you see. Birds, flowers, changes in the weather, what else?

6 Hold a photo session. Use a camera or a mobile phone to take some snaps. What will you photograph? Your pets or toys perhaps?

7 Build a reading den. Find somewhere cosy, snuggle up and read your favourite book!



8 Use an old sock to create a puppet. Can you put on a puppet show for someone?



9 Make a list of all the electrical items in each room of your home. Can you come up with any ideas to use less electricity?

10 Design and make a homemade board game and play it with your family.



11 Do something kind for someone. Can you pay them a compliment, make them something or help them with a task?



12 Can you create a story bag? Find a bag and collect items to go in it that relate to a well known story. If you can't find an item, you could draw a picture to include.

13 List making! Write a list of things that make you happy, things you're grateful for or things you are good at.



14 Design and make an obstacle course at home or in the garden. How fast can you complete it?



15 Can you invent something new? Perhaps a gadget or something to help people? Draw a picture or write a description.



16 Keep moving! Make up a dance routine to your favourite song.



17 Write a play script. Can you act it out to other people?



18 Read out loud to someone. Remember to read with expression.



19 Write a song or rap about your favourite subject.



20 Get sketching! Find a photograph or picture of a person, place or object and sketch it.



21 Junk modelling! Collect and recycle materials such as yoghurt pots, toilet rolls and boxes and see what you can create with them.

22 Draw a map of your local area and highlight interesting landmarks.



23 Write a postcard to your teacher. Can you tell them what you like most about their class?

24 Draw a view. Look out of your window and draw what you see.



25 Get reading! What would you most like to learn about? Can you find out more about it in books? Can you find a new hobby?

Pobble.com – More writing. More progress.

ECO HEROES

MADE BY MISS MOORE

@MaunMiss

You can become an Eco Hero by taking part in these challenges at home!



Sort through your clothes and toys. Make a bag to donate to charity. (When it is safe.)

Reuse a plastic pot or tub to make a boat that floats. (Recycle it when you're done.)



Turn the tap off while you're brushing your teeth to save water.



Turn off your light, TV, PlayStation etc. when you're not using them to save energy.



Do an activity that doesn't need any electricity! E.g. read, draw, play hide & seek.



Make a collage using recycling only! How creative can you be?



Make a bird feeder from recycling. You could hang it from a window and watch the birds.



Decorate used tin cans to create eco friendly plant pots and vases.



Refill the same cup or water bottle and use it all day to save water when washing up.





Can you photograph something that fits for each day? You can use a camera, phone, or device.

Day 1 Favourite toy	Day 2 Nature	Day 3 Water	Day 4 Something Yellow	Day 4 Animal
Day 5 Vegetable	Day 6 Outside the window	Day 7 Something big	Day 8 Something silly!	Day 9 Something down low
Day 10 Something blue	Day 11 Family	Day 12 Something round	Day 13 Numbers	Day 14 Clothes
Day 15 Shadows	Day 16 Art and Craft	Day 17 Something green	Day 18 Mess	Day 19 Something up high
Day 20 Something small	Day 21 Metal	Day 22 Words	Day 23 Black and White	Day 24 Clouds

Check with an adult before sharing any photographs online